



Start the Engine




Move Out / Take Off



Raise Equipment




Stop the Engine



Lower Equipment




Move to Me / Follow Me




This far to Go



Stop from Behind



Speed it Up




Slow it Down



Stop



Right Turn



Left Turn



Come to Me

HAND SIGNALS

FOR AGRICULTURAL SAFETY

Noisy equipment and distance between workers makes hand signals a necessity

When working with others to hitch up farm implements, move livestock or navigate an oversized load, hand signals are an ideal way to communicate.

Noise from machinery, wearing hearing protection and the physical distances between workers can lead to a communication breakdown. Often noises

are so loud that it is impossible to hear, even if someone is yelling.

These hand signals have been adopted by the American Society of Agricultural Engineers for Agricultural Safety. These hand signals help everyone to communicate in the same 'language' which decreases the risk of injury.

BENEFITS OF USING HAND SIGNALS

- They quickly and effectively communicate information
- They work well in noisy environments
- They reduce frustration
- They can reduce injuries and fatalities
- They can reduce equipment damage
- They help prevent miscommunication/misunderstanding

WHAT CAN YOU DO?

1. Learn the standard hand signals and adopt them on your farm.

2. Post hand signal posters in a place where you, your family and your employees will see them on a daily basis. This will help everyone become familiar with them.

3. Train new employees in use the of the hand signals.